




ZONE





HEIGHT (mm)



STILMAT BARON

Rubber/Carpet - closed

Code: BCRC



The BARON is the highest aludoormat in range. The alternative system with closed design. Imagine your impressive entrance with BARON STILMAT doormat. Suitable for internal use and for heavy to extreme frequency of passengers. This model is with profiled rubber inserts and high quality dust control carpet, ideal for picking up coarse dirt, fine dirt and moisture. Anodized aluminum doormat model with 28mm height and high quality dust control carpet. The weather-proof solution among the robust solution. Closed hard-wearing entrance mats produced to fit width and walking depth specifications perfectly.



Ideal for: Coarse dirt, fine dirt and moisture



The weather-proof solution



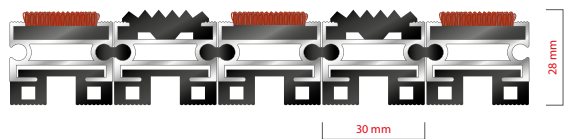
Roll-over and drive-over capability: Wheelchairs, Prams, Hand and Light shopping trolleys



Aluminum coating: Fully anodized



Logo options: Logo engraving



STILMAT BARON

Rubber/Carpet - closed

Code: BCRC

Model	BARON (Rubber & Carpet)
Tread surface (inlay):	Profiled rubber inserts and high quality dust control carpet, durable and luxurious character. Made from 100% Polyamide. Weather-proof
Ideal for:	Coarse dirt, fine dirt and moisture
Colors:	Black, Grey, Brown...
Version	Closed system
Code	BCRC
Approx. height (mm)	28
Entrance position	Covered outdoor areas, gateways, passages
Zones: I – II - III	Zone: II
Load	Extreme
Footfall	Daily footfall of 5000 and up
Roll-over and drive-over capability:	Wheelchairs, Prams, Hand and Light shopping trolleys
Support chassis	Made from rigid anodized aluminum with rubber sound insulation underlay
Aluminum coating:	Fully anodized, to increase resistance to corrosion and wear. More aesthetically pleasing finish and harder surface than pure aluminum.
Aluminum material thickness (mm)	1.2
Connection	Strong PVC connection strip, the entire width
Standard profile clearance approx. (mm)	0 mm closed system
Slip resistance	Rubber R12 wet, R13 dry - Carpet DS
Max width/profile length for each individual section (mm):	6000
Max depth/walking depth for individual units (mm):	Any
Mat divisions as per factory standards or customer specifications	Recommended maximum mat weight of 45 kg
Depth for individual units (mm):	Cca 28
Stationary load kg/100cm ²	2200
Weight (kg/m ²)	Cca 30
Logo options:	Logo engraving
Contact	STILMAT

Guarantee: 5 years on aluminum parts and construction