




ZONE




HEIGHT (mm)



STILMAT EMPIRE

Lux Brush/Ribbed carpet - closed

Code: TCBL



The alternative system with closed design. EMPIRE is an optimal doormat, with wider profiles and modern design. Imagine your impressive entrance with Empire STILMAT doormat. For all buildings with high demands in regard to resilience and harmonious appearance. Suitable for internal use and for normal to heavy frequency of passengers. This model is with thorough brushes for an extra cleaning effect and high quality ribbed carpet is ideal for picking up coarse dirt, fine dirt and moisture. Anodized aluminum doormat model with 24mm height. The weather-proof solution among the robust solution.



Ideal for: Coarse dirt, fine dirt and moisture



The weather-proof solution



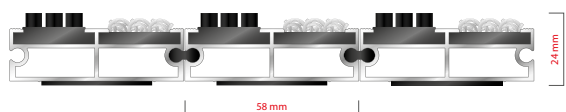
Roll-over and drive-over capability: Wheelchairs, Prams, Hand and Light shopping trolleys



Aluminum coating: Fully anodized



Logo options: Logo engraving



STILMAT EMPIRE

Lux Brush/Ribbed carpet - closed

Code: TCBL

Model	Empire (Lux Brush & Ribbed carpet)
Tread surface (inlay):	Lux brushes recessed, robust and High quality ribbed carpet for Public buildings (A+EFL) , durable and luxurious character. Made from 100% Polyamide with gel backing. Weather-proof
Ideal for:	Coarse dirt, fine dirt and moisture
Colors:	Black, Grey, Brown...
Version	Closed system
Code	TCBL
Approx. height (mm)	24
Entrance position	Covered outdoor areas, gateways, passages
Zones: I – II - III	Zone: II
Load	Heavy
Footfall	Daily footfall up to 2000
Roll-over and drive-over capability:	Wheelchairs, Prams, Hand and Light shopping trolleys
Support chassis	Made from rigid anodized aluminum with rubber sound insulation underlay
Aluminum coating:	Fully anodized, to increase resistance to corrosion and wear. More aesthetically pleasing finish and harder surface than pure aluminum.
Aluminum material thickness (mm)	1.2
Connection	Strong PVC connection strip, the entire width
Standard profile clearance approx. (mm)	0 mm
Slip resistance	Brush R13 - Ribbed carpet DS
Max width/profile length for each individual section (mm):	6000
Max depth/walking depth for individual units (mm):	Any
Mat divisions as per factory standards or customer specifications	Recommended maximum mat weight of 45 kg
Depth for individual units (mm):	Cca 24
Stationary load kg/100cm ²	2200
Weight (kg/m ²)	Cca 20
Logo options	Logo engraving
Contact	STILMAT

Guarantee: 5 years on aluminum parts and construction