




ZONE





HEIGHT (mm)



STILMAT EXECUTIVE

Rubber/Ribbed carpet - open

Code: EORL



EXECUTIVE aludoormat from STILMAT is a top value deal. Like its name says, successful executive doormat, "budget-friendly", which meets the basic characteristics of similar Stilmat models. It is a modern design aluminum doormat, with 23 mm height, profiled rubber inserts and high quality ribbed carpet. Standard space between profiles guarantee to collect dirt. Ideal for medium pit depth for picking up coarse dirt, fine dirt and moisture. Suitable for internal use, for entrances with normal visitor frequency. Imagine your impressive entrance with EXECUTIVE STILMAT doormat.



Ideal for: Coarse dirt, fine dirt and moisture



The weather-proof solution



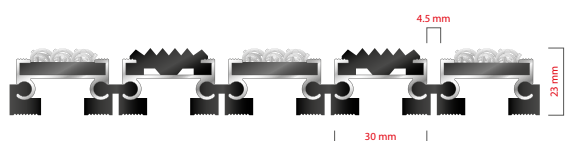
Roll-over and drive-over capability: Wheelchairs, Prams, Hand and Light shopping trolleys



Aluminum coating: Fully anodized



Logo options: Logo engraving



STILMAT EXECUTIVE

Rubber/Ribbed carpet - open

Code: EORL

Model	EXECUTIVE (Rubber & Ribbed carpet)
Tread surface (inlay):	Profiled rubber inserts and High quality ribbed carpet for Public buildings (A+EFL) , durable and luxurious character. Made from 100% Polyamide with gel backing. Weather-proof
Colors:	Black, Grey, Brown...
Ideal for	Coarse dirt, fine dirt and moisture
Version	Open system
Code	EORL
Approx. height (mm)	23
Entrance position	Covered outdoor areas, gateways, passages, indoors
Zones: I II III	II
Load	Normal
Footfall	Daily footfall up to 1000
Roll-over and drive-over capability:	Wheelchairs, Prams, Hand and Light shopping trolleys
Support chassis	Made from rigid aluminum with rubber sound insulation underlay
Aluminum material thickness (mm)	1.0
Connection	Strong and flexible PVC connection strip, the entire width
Standard profile clearance approx. (mm)	4.5 mm
Slip resistance	Rubber R12 wet, R13 dry - Ribbed carpet DS
Max width/profile length for each individual section (mm):	6000
Max depth/walking depth for individual units (mm):	Any
Mat divisions as per factory standards or customer specifications	Recommended maximum mat weight of 45 kg
Depth for individual units (mm):	Cca 23
Stationary load kg/100cm ²	1500
Weight (kg/m ²)	Cca 19
Logo options	Logo engraving
Contact	STILMAT

Guarantee: 5 years on aluminum parts and construction