




ZONE




HEIGHT (mm)



STILMAT IMPERATOR

Lux Brush – open

Code: NPOB



IMPERATOR is a powerful and determined STILMAT aludoormat. The successful one with additional fittings: This model has special scraper bar for an extra cleaning effect! The profiles are connected with galvanized steel cable and rubber spacers. Imagine your impressive entrance with IMPERATOR STILMAT doormat. Suitable for internal use and for extreme frequency of passengers. This model is with thorough brushes for an extra cleaning effect and high quality dust control carpet. Ideal for picking up coarse dirt, fine dirt and moisture.



Ideal for: Coarse dirt



The weather-proof solution



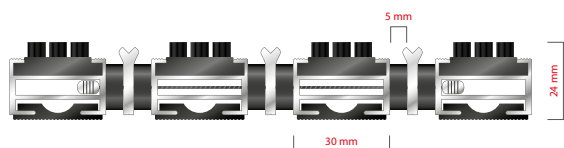
Roll-over and drive-over capability: Wheelchairs, Prams, Hand and Light shopping trolleys



Aluminum coating: Fully anodized



Logo options: Logo engraving



STILMAT IMPERATOR

Lux Brush – open

Code: NPOB

Model	IMPERATOR (Lux Brush)
Tread surface (inlay):	Special scraper bar mounted between profiles and Lux brushes recessed, robust . Weather-proof
Ideal for	Coarse dirt
Colors:	Black, Grey
Version	Open system
Code	NPOB
Approx. height (mm)	24
Entrance position	Outdoors
Zones: I – II - III	Zone: I
Load	Extreme
Automatic door systems	Profile clearance of 3 mm available as an option for revolving door drives, in accordance with EN 16005
Footfall	Daily footfall of 2000 and up
Roll-over and drive-over capability:	Wheelchairs, Prams, Hand and Light shopping trolleys
Support chassis	Made from rigid anodized aluminum with rubber sound insulation underlay
Aluminum coating:	Fully anodized, to increase resistance to corrosion and wear. More aesthetically pleasing finish and harder surface than pure aluminum.
Aluminum material thickness (mm)	1.2
Connection	Galvanized steel cable and rubber spacers
Standard profile clearance approx. (mm)	5 mm (or 3mm for automatic/revolving doors)
Slip resistance	R13
Max width/profile length for each individual section (mm):	6000
Max depth/walking depth for individual units (mm):	Any
Mat divisions as per factory standards or customer specifications	Recommended maximum mat weight of 45 kg
Depth for individual units (mm):	Cca 24
Stationary load kg/100cm ²	2200
Weight (kg/m ²)	Cca 20
Logo options	Logo engraving
Contact	STILMAT

Guarantee: 5 years on aluminum parts and construction