



ZONE





HEIGHT (mm)



## STILMAT KING

Carpet - open

Code: NOC



The KING is one of the base models of aluminum doormats, where profiles are connected with galvanized steel cable and rubber spacers. It is alternative way of connection. Different and strong look. Proven design, rigid profiles. Profile standard clearance of 5 mm, or 3 mm available as an option for revolving door drives, in accordance with EN 16005. Imagine your impressive entrance with KING STILMAT doormat. Suitable for internal use and for extreme frequency of passengers. This model is with high quality dust control carpet, ideal for picking up fine dirt and moisture.



Ideal for: Fine dirt and moisture



The weather-proof solution



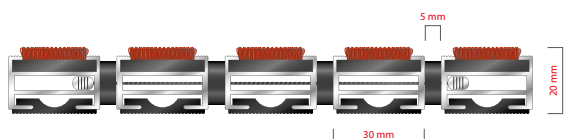
Roll-over and drive-over capability: Wheelchairs, Prams, Hand and Light shopping trolleys



Aluminum coating: Fully anodized



Logo options: Logo engraving



# STILMAT KING

Carpet - open

**Code: NOC**

Model	KING (Carpet)
Tread surface (inlay):	High quality dust control carpet, durable and luxurious character. Made from 100% Polyamide. Weather-proof
Ideal for:	Fine dirt and moisture
Colors:	Black, Grey, Brown...
Version	Open system
Code	NOC
Approx. height (mm)	20
Entrance position	Indoors
Zones: I – II - III	Zone: III
Load	Extreme
Automatic door systems	Profile clearance of 3 mm available as an option for revolving door drives, in accordance with EN 16005
Footfall	Daily footfall of 2000 and up
Roll-over and drive-over capability:	Wheelchairs, Prams, Hand and Light shopping trolleys
Support chassis	Made from rigid anodized aluminum with rubber sound insulation underlay
Aluminum coating:	Fully anodized, to increase resistance to corrosion and wear. More aesthetically pleasing finish and harder surface than pure aluminum.
Aluminum material thickness (mm)	1.2
Connection	Galvanized steel cable and rubber spacers
Standard profile clearance approx. (mm)	5 mm (or 3mm for automatic/revolving doors)
Slip resistance	DS
Max width/profile length for each individual section (mm):	6000
Max depth/walking depth for individual units (mm):	Any
Mat divisions as per factory standards or customer specifications	Recommended maximum mat weight of 45 kg
Depth for individual units (mm):	Cca 20
Stationary load kg/100cm <sup>2</sup>	2200
Weight (kg/m <sup>2</sup> )	Cca 20
Logo options:	Logo engraving
Contact	STILMAT

Guarantee: 5 years on aluminum parts and construction