




ZONE




HEIGHT (mm)



STILMAT PRESIDENT

Lux Brush/Ribbed carpet - closed

Code: SCBL



The PRESIDENT of all aluminum doormats. Base model from which everything starts. Proven design, rigid profiles. The alternative system with closed design. Imagine your impressive entrance with PRESIDENT STILMAT doormat. Suitable for internal use and for heavy to extreme frequency of passengers. This model is ideal for picking up coarse dirt, fine dirt and moisture. Anodized aluminum doormat model with 24mm height. This model is with thorough brushes for an extra cleaning effect and high quality dust control carpet. The weather-proof solution among the robust solution.



Ideal for: Coarse dirt, fine dirt and moisture



The weather-proof solution



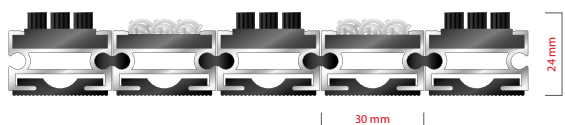
Roll-over and drive-over capability: Wheelchairs, Prams, Hand and Light shopping trolleys



Aluminum coating: Fully anodized



Logo options: Logo engraving



STILMAT PRESIDENT

Lux Brush/Ribbed carpet - closed

Code: SCBL

Model	PRESIDENT (Lux Brush & Ribbed carpet)
Tread surface (inlay):	Lux brushes recessed, robust and High quality ribbed carpet for Public buildings (A+EFL) , durable and luxurious character. Made from 100% Polyamide with gel backing. Weather-proof
Ideal for	Coarse dirt, fine dirt and moisture
Colors:	Black, Grey, Brown...
Version	Closed system
Code	SCBL
Approx. height (mm)	24
Entrance position	Covered outdoor areas, gateways, passages
Zones: I – II - III	Zone: II
Load	Extreme
Footfall	Daily footfall of 2000 and up
Roll-over and drive-over capability:	Wheelchairs, Prams, Hand and Light shopping trolleys
Support chassis	Made from rigid anodized aluminum with rubber sound insulation underlay
Aluminum coating:	Fully anodized, to increase resistance to corrosion and wear. More aesthetically pleasing finish and harder surface than pure aluminum.
Aluminum material thickness (mm)	1.2
Connection	Strong PVC connection strip, the entire width
Standard profile clearance approx. (mm)	0 mm closed system
Slip resistance	Brush R13 - Ribbed carpet DS
Max width/profile length for each individual section (mm):	6000
Max depth/walking depth for individual units (mm):	Any
Mat divisions as per factory standards or customer specifications	Recommended maximum mat weight of 45 kg
Depth for individual units (mm):	Cca 24
Stationary load kg/100cm ²	2200
Weight (kg/m ²)	Cca 25
Logo options	Logo engraving
Contact	STILMAT

Garancija: 5 godina na aluminijumske delove i konstrukciju