




ZONE





HEIGHT (mm)



## STILMAT ROYAL

Rubber/Ribbed carpet - open

Code: RORL



ROYAL is our popular model with noble style. Closely related to some higher models. Imagine your impressive entrance with ROYAL STILMAT doormat. Suitable for internal use and for normal or heavy frequency of passengers. This model is ideal for picking up coarse, fine dirt and moisture. Anodized aluminum doormat model which is 17 mm high, with rubber inserts and high quality ribbed carpet. The weather-proof solution among the robust solution. Flexible roll-up, extremely hard-wearing entrance mats produced to fit width and walking depth specifications perfectly.



Ideal for: Coarse dirt, fine dirt and moisture



The weather-proof solution



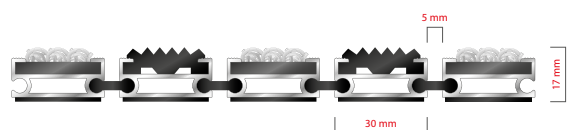
Roll-over and drive-over capability: Wheelchairs, Prams, Hand and Light shopping trolleys



Aluminum coating: Fully anodized



Logo options: Logo engraving



# STILMAT ROYAL

Rubber/Ribbed carpet - open

**Code: RORL**

Model	ROYAL (Rubber & Ribbed Carpet)
Tread surface (inlay):	Profiled rubber and High quality ribbed carpet for Public buildings (A+EFL), durable and luxurious character. Made from 100% Polyamide with gel backing. Weather-proof
Ideal for	Coarse dirt, fine dirt and moisture
Colors:	Black, Grey, Brown...
Version	Open system
Code	RORL
Approx. height (mm)	17
Entrance position	Covered outdoor areas, gateways, passages
Zones: I – II - III	Zone: II
Load	Normal/ Heavy
Footfall	Daily footfall up to 1500
Roll-over and drive-over capability:	Wheelchairs, Prams, Hand and Light shopping trolleys
Support chassis	Made from rigid anodized aluminum with rubber sound insulation underlay
Aluminum coating:	Fully anodized, to increase resistance to corrosion and wear. More aesthetically pleasing finish and harder surface than pure aluminum.
Aluminum material thickness (mm)	1.2
Connection	Strong and flexible PVC connection strip, the entire width
Standard profile clearance approx. (mm)	5 mm (or 3mm for automatic/revolving doors)
Slip resistance	Rubber R12 wet, R13 dry - Ribbed carpet DS
Max width/profile length for each individual section (mm):	6000
Max depth/walking depth for individual units (mm):	Any
Mat divisions as per factory standards or customer specifications	Recommended maximum mat weight of 45 kg
Depth for individual units (mm):	Cca 17
Stationary load kg/100cm <sup>2</sup>	2200
Weight (kg/m <sup>2</sup> )	Cca 16
Logo options	Logo engraving
Contact	STILMAT

Guarantee: 5 years on aluminum parts and construction