


2
ZONE


20
HEIGHT (mm)



STILMAT DICTATOR II

Lux Brush/Carpet - open

Code: DIIIBC



The DICTATOR II is the “strongest” model among all STILMAT aluminum doormats. Specially reinforced aluminum construction (2 to 2.5 times comparing to the standard models), where profiles are connected with thick galvanized steel cable and rubber spacers. This model fulfill the needs of facilities with extreme visitors frequency and heavy duty roll-over and drive over capability of any kind of trolley and even forklifts. Profile standard clearance of 5 mm, or 3 mm available as an option for revolving door drives, in accordance with EN 16005.



Ideal for: Coarse dirt, fine dirt and moisture



The weather-proof solution





Roll-over and drive-over capability: Wheelchairs, Prams, Hand and Light shopping trolleys



Aluminum coating: Fully anodized



Logo options: Logo engraving



STILMAT DICTATOR II

Lux Brush/Carpet - open

Code: DIIOBC

Model	DICTATOR II (Lux Brush & Carpet)
Tread surface (inlay):	Lux brushes recessed, robust and high quality dust control carpet, durable and luxurious character. Made from 100% Polyamide. Weather-proof
Ideal for:	Coarse dirt, fine dirt and moisture
Colors:	Black, Grey, Brown...
Version	Open system
Code	DIIOBC
Approx. height (mm)	20
Entrance position	Covered outdoor areas, gateways, passages
Zones: I – II - III	Zone: II
Load	Extreme
Automatic door systems	Profile clearance of 3 mm available as an option for revolving door drives, in accordance with EN 16005
Footfall	Daily footfall of 2000 and up
Roll-over and drive-over capability:	Wheelchairs, Prams, Hand and Light shopping trolleys...Forklifts
Support chassis	Made from rigid aluminum with rubber sound insulation underlay
Aluminum material thickness (mm)	2.5
Connection	Galvanized steel cable and rubber spacers
Standard profile clearance approx. (mm)	5 mm (or 3mm for automatic/revolving doors)
Slip resistance	Brush R13, Carpet DS
Max width/profile length for each individual section (mm):	6000
Max depth/walking depth for individual units (mm):	Any
Mat divisions as per factory standards or customer specifications	Recommended maximum mat weight of 45 kg
Depth for individual units (mm):	Cca 20
Stationary load kg/100cm ²	4000
Weight (kg/m ²)	Cca 30
Logo options	Logo engraving
Contact	STILMAT

Guarantee: 5 years on aluminum parts and construction